

Precision Rolled Ball Screws

PR Series/LPR Series

Compact ball nut heralding in the next generation standard.
Extended maintenance free operation with NSK K1™
lubrication unit and new grease retaining seal.
Suitable for high speed and long stroke operation.



New!



A 25% reduction in the ball nut diameter compared to the current series

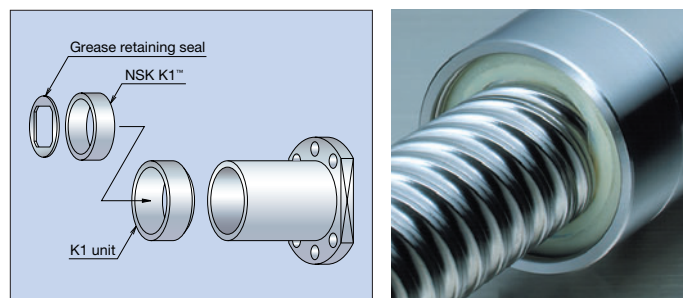
No backlash, high speed and long stroke operation is possible. Extended maintenance free operation achieved with **NSK K1™** lubrication unit and new grease retaining seal, thus contributing to total cost reduction.

Compact ball nut

- Saves assembly space
- Suitable for rotating ball nut applications because of its low inertia and balanced design

Remarkable improvement in sealing performance (introduction of grease retaining seal)

- Grease retention capabilities substantially enhanced
- Assists clean environment maintenance due to minimum grease scattering
- Superb sealing capabilities in contaminated environments

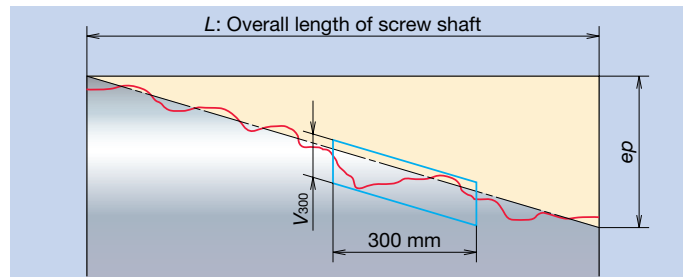


Maintenance free (equipped with NSK K1™ lubrication unit as a standard feature)

NSK K1™ lubrication unit, that is molded from resin and is impregnated with lubrication oil, supplies fresh oil onto the ball rolling surfaces. In unison with grease it retains the lubricating ability for an extended period of time. Since its first appearance on the market in 1996, it has been widely accepted in many industrial fields.

Accuracy grade

Accuracy grades of Ct5 and Ct7 are available.



Grade	Ct5	Ct7
ep : Tolerance on specified travel	$ep = \frac{2 \cdot L}{300} \cdot V_{300}$ (mm)	
Travel variation in a 300 mm range (anywhere in useful travel)	0.023 mm	0.052 mm

Options

Support unit (sold separately)


NSK provides the support bearing units to accompany the ball screw shafts.

For further details, please refer to the NSK catalog: Precision Machine Components (CAT. No. E3161).

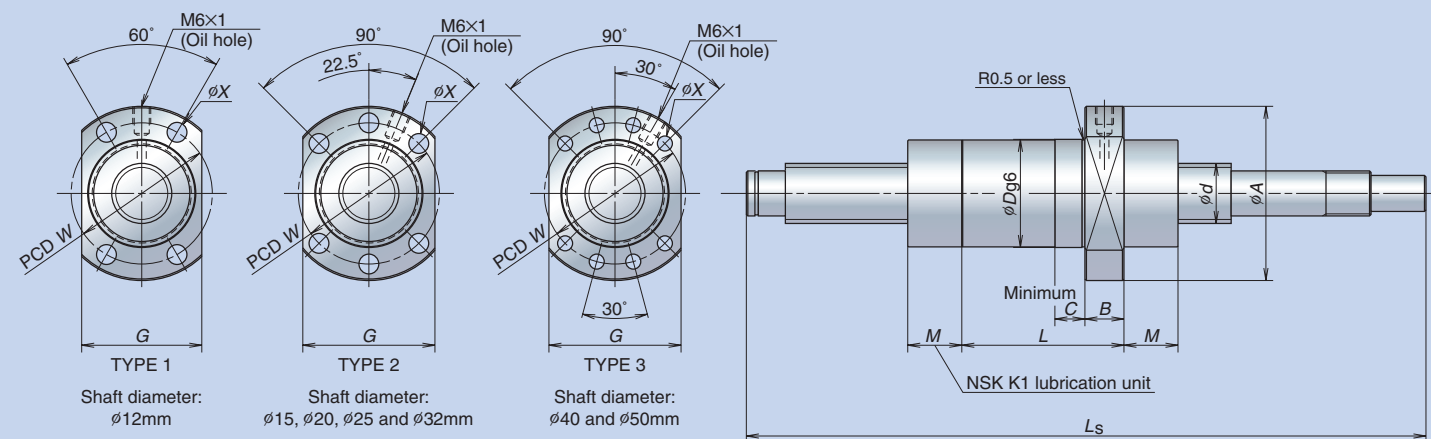
The bearing journal configurations of the screw shaft are provided on the following pages.

Applications
Woodworking machines, general transporting equipment, feeders, robots, etc.

Precision Rolled Ball Screws PR Series/LPR Series



Ball nut dimensions



PR Series

Model No.	Shaft diameter d	Lead l	Effective turns of balls	Basic load rating (N)		Dimensions										Maximum screw shaft length			
				Dynamic load rating C_a	Static load rating C_{0a}	D	A	G	B	L	C	Type	W	X	M	Ct5		Ct7	
																Standard	On Request	Standard	On Request
PR1205	12	5	2.7×1	3 200	5 860	24	40	26	11	30	10	1	32	4.5	(18)	200 - 500	-1 000	200 - 900	-1 500
PR1505	15	5	2.7×1	5 460	10 200	28	48	40	11	30	10	2	38	5.5	(18)	200 - 600	-1 000	200 - 1 200	-1 500
PR1510	15	10	2.7×1	5 460	10 200	28	48	40	11	43	15	2	38	5.5	(18)	200 - 600	-1 000	200 - 1 200	-1 500
PR2005	20	5	2.7×1	8 790	18 500	36	58	44	13	31	10	2	47	6.6	(18)	300 - 800	-2 000	300 - 1 600	-2 000
PR2010	20	10	2.7×1	8 790	18 500	36	58	44	13	45	15	2	47	6.6	(18)	300 - 800	-2 000	300 - 1 600	-2 000
PR2505	25	5	4.7×1	15 700	40 900	40	62	48	12	42	10	2	51	6.6	(21)	300 - 2 500	-	300 - 3 200	-
PR2510	25	10	3.7×1	12 800	32 300	40	62	48	12	56	15	2	51	6.6	(21)	300 - 2 500	-	300 - 3 200	-
PR3210	32	10	3.7×1	19 000	51 500	50	80	62	12	59	10	2	65	9	(21)	300 - 2 500	-3 200	300 - 3 200	-4 000
PR3220	32	20	3.7×1	19 000	51 500	50	80	62	12	98	15	2	65	9	(21)	300 - 2 500	-3 200	300 - 3 200	-4 000
PR4010	40	10	3.7×1	33 800	89 900	63	93	70	14	60	10	3	78	9	(21)	500 - 1 600	-	500 - 3 200	-

LPR Series

Model No.	Shaft diameter d	Lead l	Effective turns of balls	Basic load rating (N)		Dimensions										Maximum screw shaft length			
				Dynamic load rating C_a	Static load rating C_{0a}	D	A	G	B	L	C	Type	W	X	M	Ct5		Ct7	
																Standard	On Request	Standard	On Request
LPR2020	20	20	1.7×2	9 890	21 600	36	58	44	13	54	25	2	47	6.6	(18)	300 - 800	-2 000	300 - 1 600	-2 000
LPR2525	25	25	1.7×2	11 000	27 500	40	62	48	12	63	30	2	51	6.6	(21)	300 - 2 500	-	300 - 3 200	-
LPR3232	32	32	1.7×2	16 300	43 900	50	80	62	14	79	40	2	65	9	(21)	300 - 2 500	-3 200	300 - 3 200	-4 000
LPR4040	40	40	1.7×2	29 000	76 200	63	93	70	16	94	45	3	78	9	(21)	500 - 4 000	-	500 - 4 500	-6 500
LPR5050	50	50	1.7×2	32 200	96 200	75	110	85	18	115	45	3	93	11	(21)	500 - 4 000	-	500 - 4 500	-6 500

1. Precision Rolled Ball Screws PR Series/LPR Series

1.1 Specification number

For ordering, please quote the specification number.

Reference number: H S P 40 40 K 1 D 2002 S A1

Accuracy grade and axial play
HSP (Ct5, axial play 0 mm)
VSP (Ct7, axial play 0 mm)

Screw shaft diameter (mm)

Lead (mm)

K: Equipped with NSK K1 unit
N: No NSK K1 unit
(Equipped with grease retaining seal only)

Number of nut

Bearing journal for fixed support side: please refer to the configuration of the screw shaft end outlined in the catalog.

Bearing journal for simple support side: please refer to the configuration of the screw shaft end outlined in the catalog.

Overall length of screw shaft
If the length is less than 1000 mm, enter 0 to the fourth digit.

Position of ball nut flange
D: Screw shaft drive side S: Opposite to drive side

1.2 Permissible rotational speed of precision rolled ball screws

We strongly recommend reviewing the allowable speed of the screw shaft.

The allowable rotational speed of the ball screw shall be checked on the following.

- d·N value, which is involved in damaging the ball re-circulation components
(Where, d: shaft diameter measured in mm, N: rotational speed measured in min⁻¹)
- Critical speed of the screw shaft (caused by the resonance of the screw shaft)

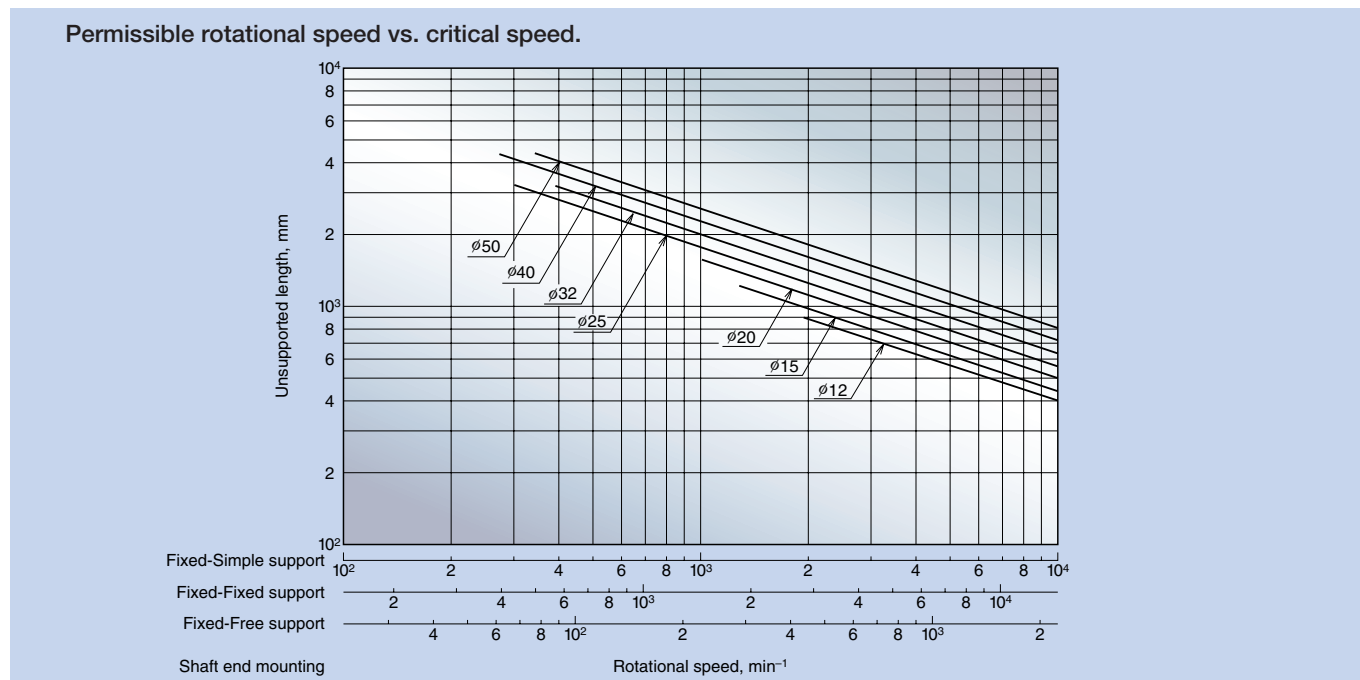
● Permissible d·N

Preferably $d \cdot N \leq 150\,000$. Please consult with NSK if your ball screw exceeds the limitation.

● Critical speed

See the chart below. For detailed calculations, please refer to the catalog: Precision Machine Component (CAT No. E3161).

Please consult NSK if the maximum rotational speed exceeds 5 000 min⁻¹, even both the critical speed of the screw shaft rotation and the d·N value are in ranges of the allowable limit.



2. Recommendation of Screw Shaft End Configuration

2.1 Drive side shaft end and opposite end: P

Unit: mm

Screw shaft Diameter d
12
15
20
25
32
40
50

2.2 Drive side shaft end and opposite end: R

Unit: mm

Screw shaft Diameter d	Tap hole	
	Size M	Depth H
12	M3×0.5	9
15	M4×0.7	10
20	M6×1	12
25	M6×1	12
32	M6×1	12
40	M8×1.25	16
50	M8×1.25	16

2.3 Opposite to drive side shaft end: S

Unit: mm

Support unit Reference number	Screw shaft Diameter d	Bearing journal Diameter d ₃ g6	Bearing journal Length L ₃	Snap ring groove		
				Width n Tolerance	Diameter dn Tolerance	Position nL
WBK08S-01	12	6	9	0.8 ^{+0.1} ₀	5.7 ⁰ _{-0.06}	6.8
WBK12S-01	15	10	12	1.15 ^{+0.14} ₀	9.6 ⁰ _{-0.09}	9.15
WBK15S-01	20	15	13	1.15 ^{+0.14} ₀	14.3 ⁰ _{-0.11}	10.15
WBK20S-01	25	20	19	1.35 ^{+0.14} ₀	19 ⁰ _{-0.21}	15.35
WBK25S-01	32	25	20	1.35 ^{+0.14} ₀	23.9 ⁰ _{-0.21}	16.35
(6206)	40	30	22	1.75 ^{+0.14} ₀	28.6 ⁰ _{-0.21}	17.75
(6207)	50	35	25	1.75 ^{+0.14} ₀	33 ⁰ _{-0.21}	18.75

(): Reference number of bearing

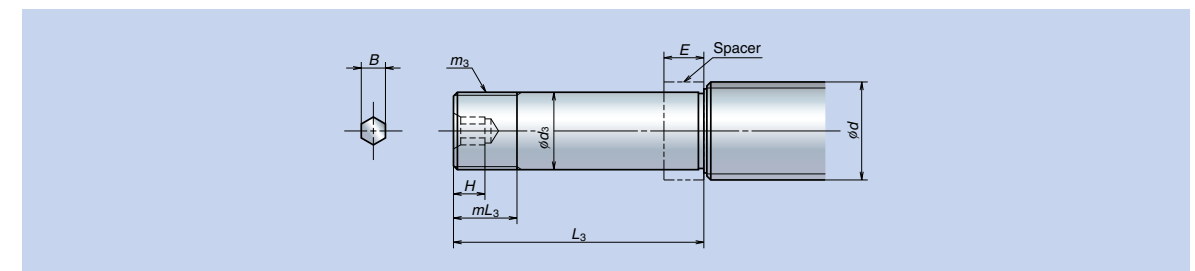
2.4 Opposite to drive side shaft end: T

Unit: mm

Support unit Reference number	Screw shaft Diameter d	Bearing journal Diameter d ₃ g6	Bearing journal Length L ₃	Snap ring groove			Tap hole	
				Width n Tolerance	Diameter dn Tolerance	Position nL	Size M	Depth H
WBK08S-01	12	6	9	0.8 ^{+0.1} ₀	5.7 ⁰ _{-0.06}	6.8	-	-
WBK12S-01	15	10	12	1.15 ^{+0.14} ₀	9.6 ⁰ _{-0.09}	9.15	M3×0.5	9
WBK15S-01	20	15	13	1.15 ^{+0.14} ₀	14.3 ⁰ _{-0.11}	10.15	M3×0.8	10
WBK20S-01	25	20	19	1.35 ^{+0.14} ₀	19 ⁰ _{-0.21}	15.35	M6×1.0	12
WBK25S-01	32	25	20	1.35 ^{+0.14} ₀	23.9 ⁰ _{-0.21}	16.35	M6×1.0	12
(6206)	40	30	22	1.75 ^{+0.14} ₀	28.6 ⁰ _{-0.21}	17.75	M8×1.25	16
(6207)	50	35	25	1.75 ^{+0.14} ₀	33 ⁰ _{-0.21}	18.75	M8×1.25	16

(): Reference number of bearing

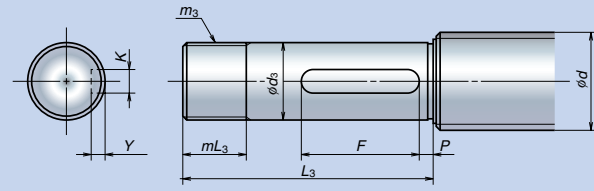
2.5 Drive side shaft end: C Opposite to drive side shaft end: U



Unit: mm

Support unit		Spacer	Screw shaft	Bearing journal	Lock nut thread		Hexagon hole	
Reference number		Reference number	Diameter d	Diameter d ₃ g6	Nominal m ₃	Length mL ₃	Width across the flats B ^{+0.2}	Depth H
WBK08-01A	WBK08-11	WBK08K	12	8	M8×1	9	-	-
WBK12-01A	WBK12-11	WBK12K	15	12	M12×1	10	4	6
WBK15-01A	WBK15-11	WBK15K	20	15	M15×1	15	5	7
WBK20-01	WBK20-11	WBK20K	25	20	M20×1	16	6	8
WBK25-01	WBK25-11	WBK25K	32	25	M25×1.5	20	8	10
WBK30DF-31	-	-	40	30	M30×1.5	26	10	12
WBK35DF-31	-	-	50	35	M35×1.5	30	12	14

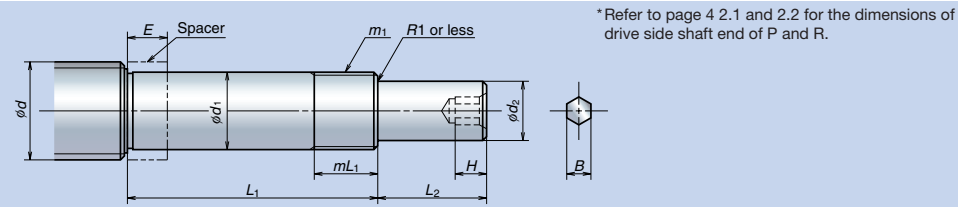
2.6 Opposite to drive side shaft end: V



Unit: mm

Support unit		Screw shaft		Bearing journal		Lock nut thread		Key seat		
Reference number		Diameter d	Diameter d ₃ g6	Length L ₃	Nominal m ₃	Length mL ₃	Width K N9	Position P	Depth Y ^{+0.1}	Length F
WBK08-01A	WBK08-11	12	8	32	M8×1	9	2	3	1.2	14
WBK12-01A	WBK12-11	15	12	35	M12×1	10	4	3	2.5	20
WBK15-01A	WBK15-11	20	15	50	M15×1	15	5	3	3	25
WBK20-01	WBK20-11	25	20	64	M20×1	16	6	4	3.5	30
WBK25-01	WBK25-11	32	25	76	M25×1.5	20	8	4	4	40
WBK30DF-31		40	30	89	M30×1.5	26	8	5	4	40
WBK35DF-31		50	35	92	M35×1.5	30	10	5	5	50

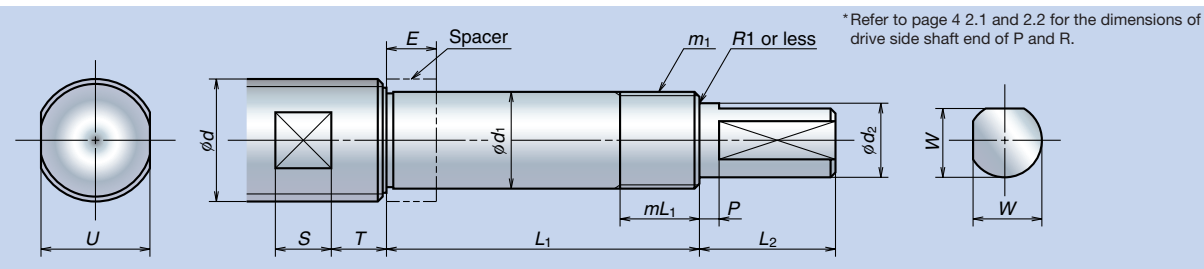
2.7 Drive side shaft end: A1



Unit: mm

Support unit		Spacer	Screw shaft		Bearing journal		Lock nut thread		Drive section		Hexagon hole	
Reference number		Reference number	Diameter d	Diameter d ₁ g6	Length L ₁	Nominal m ₃	Length mL ₁	Diameter d ₂ h ₇	Length L ₂	Width across the flats B ^{+0.2}	Depth H	
WBK08-01A	WBK08-11	WBK08K	12	8	32	M8×1	9	6	10	—	—	—
WBK12-01A	WBK12-11	WBK12K	15	12	35	M12×1	10	10	15	4	6	—
WBK15-01A	WBK15-11	WBK15K	20	15	50	M15×1	15	12	20	5	7	—
WBK20-01	WBK20-11	WBK20K	25	20	64	M20×1	16	15	27	6	8	—
WBK25-01	WBK25-11	WBK25K	32	25	76	M25×1.5	20	20	33	8	10	—
WBK30DF-31		—	40	30	89	M30×1.5	26	25	61	10	12	—
WBK35DF-31		—	50	35	92	M35×1.5	30	30	63	12	14	—

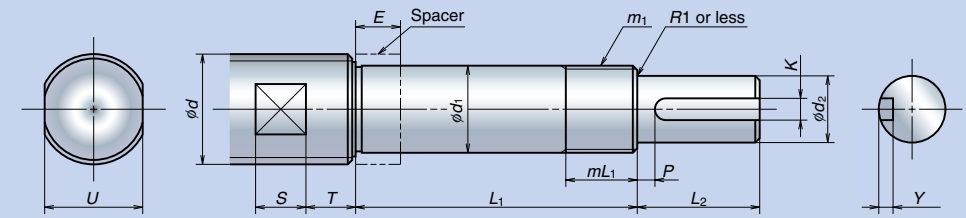
2.8 Drive side shaft end: A3



Unit: mm

Support unit		Spacer	Screw shaft		Bearing journal		Lock nut thread		Drive section		D			Wrench flats		
Reference number		Reference number	Diameter d	Diameter d ₁ g6	Length L ₁	Nominal m ₁	Length mL ₁	Diameter d ₂ h ₇	Length L ₂	Position P	Depth W	Width across the flats U	Position T	Length S		
WBK08-01A	WBK08-11	WBK08K	12	8	32	M8×1	9	6	10	2	5.5	10 ^{-0.2}	4	5.5		
WBK12-01A	WBK12-11	WBK12K	15	12	35	M12×1	10	10	15	3	9	12 ^{-0.25}	6	6.5		
WBK15-01A	WBK15-11	WBK15K	20	15	50	M15×1	15	12	20	3	11	17 ^{-0.25}	6	8.5		
WBK20-01	WBK20-11	WBK20K	25	20	64	M20×1	16	15	27	4	14	22 ^{-0.3}	10	11		
WBK25-01	WBK25-11	WBK25K	32	25	76	M25×1.5	20	20	33	4	19	32 ^{-0.3}	10	15		
WBK30DF-31		—	40	30	89	M30×1.5	26	25	61	5	24	36 ^{-0.3}	16	16		
WBK35DF-31		—	50	35	92	M35×1.5	30	30	63	5	29	41 ^{-0.3}	16	18		

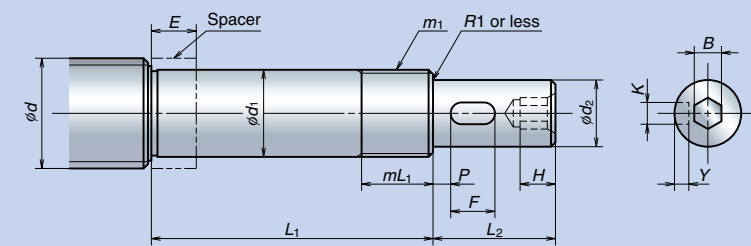
2.9 Drive side shaft end: A4



Unit: mm

Support unit		Spacer	Screw shaft		Bearing journal		Lock nut thread		Drive section		Key seat			Wrench flats		
Reference number		Reference number	Diameter d	Diameter d ₁ g6	Length L ₁	Nominal m ₁	Length mL ₁	Diameter d ₂ h ₇	Length L ₂	Width K N9	Position P	Depth Y ^{+0.1}	Width across the flats U	Position T	Length S	
WBK08-01A	WBK08-11	WBK08K	12	8	32	M8×1	9	6	10	—	—	—	10 ^{-0.2}	4	5.5	
WBK12-01A	WBK12-11	WBK12K	15	12	35	M12×1	10	10	15	2	3	1.2	12 ^{-0.25}	6	6.5	
WBK15-01A	WBK15-11	WBK15K	20	15	50	M15×1	15	12	20	4	3	2.5	17 ^{-0.25}	6	8.5	
WBK20-01	WBK20-11	WBK20K	25	20	64	M20×1	16	15	27	5	4	3	22 ^{-0.3}	10	11	
WBK25-01	WBK25-11	WBK25K	32	25	76	M25×1.5	20	20	33	6	4	3.5	32 ^{-0.3}	10	15	
WBK30DF-31		—	40	30	89	M30×1.5	26	25	61	8	5	4	36 ^{-0.3}	16	16	
WBK35DF-31		—	50	35	92	M35×1.5	30	30	63	8	5	4	41 ^{-0.3}	16	18	

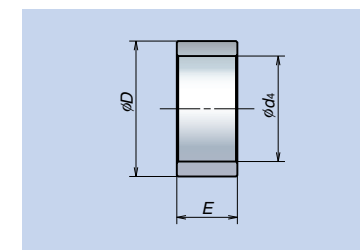
2.10 Drive side shaft end: A5



Unit: mm

Support unit		Spacer	Screw shaft		Bearing journal		Lock nut thread		Drive section		Key seat			Wrench flats	
Reference number		Reference number	Diameter d	Diameter d ₁ g6	Length L ₁	Nominal m ₁	Length mL ₁	Diameter d ₂ h ₇	Length L ₂	Width K N9	Position P	Depth Y ^{+0.1}	Length F	Width across the flats B ^{+0.2}	Depth H
WBK08-01A	WBK08-11	WBK08K	12	8	32	M8×1	9	6	10	—	—	—	—	—	—
WBK12-01A	WBK12-11	WBK12K	15	12	35	M12×1	10	10	15	—	—	—	—	4	6
WBK15-01A	WBK15-11	WBK15K	20	15	50	M15×1	15	12	20	4	3	2.5	7	5	7
WBK20-01	WBK20-11	WBK20K	25	20	64	M20×1	16	15	27	5	4	3	10	6	8
WBK25-01	WBK25-11	WBK25K	32	25	76	M25×1.5	20	20	33	6	4	3.5	15	8	10
WBK30DF-31		—	40	30	89	M30×1.5	26	25	61	8	5	4	40	10	12
WBK35DF-31		—	50	35	92	M35×1.5	30	30	63	8	5	4	40	12	14

2.11 Spacer



Unit: mm

Reference number	Bearing journal		Spacer dimensions	
	Diameter d	Bore d ₄	Diameter D	Width E
WBK08K	8	8	11.5	5.5
WBK12K	12	12	14.5	5.5
WBK15K	15	15	19.5	10
WBK20K	20	20	25.5	11
WBK25K	25	25	32	14

Worldwide Sales Offices

NSK Ltd. – Headquarters, Tokyo, Japan www.nsk.com
 ASIA BUSINESS STRATEGIC DIVISION-HEADQUARTERS tel: 03-3779-7145
 INDUSTRIAL MACHINERY BEARINGS DIVISION-HEADQUARTERS tel: 03-3779-7227
 AUTOMOTIVE DIVISION-HEADQUARTERS tel: 03-3779-7189
 NEEDLE ROLLER BEARINGS STRATEGIC DIVISION-HEADQUARTERS tel: 03-3779-2563
 PRECISION MACHINERY & PARTS DIVISION-HEADQUARTERS tel: 03-3779-7219

Africa
South Africa:
 NSK South Africa (Pty) Ltd. Johannesburg tel: 011-458-3600

Asia and Oceania
Australia:
 NSK Australia Pty. Ltd. Melbourne www.nskaustralia.com.au tel: 03-9764-8302

China:
 NSK Hong Kong Ltd. Hong Kong tel: 2739-9933
 Kunshan NSK Co., Ltd. Kunshan Plant tel: 0512-5771-5654
 Changshu NSK Needle Bearing Co., Ltd. Jiangsu Plant tel: 0512-5283-2938
 Guizhou HS NSK Bearings Co., Ltd. Anshun Plant tel: 0853-3521505
 NSK Steering Systems Dongguan Co., Ltd. Dongguan Plant tel: 0769-262-0960
 Zhangjiagang NSK Precision Machinery Co., Ltd. Jiangsu Plant tel: 0512-5867-6496
 Timken-NSK Bearings (Suzhou) Co., Ltd. Jiangsu Plant tel: 0512-6665-5666
 NSK China Technology Center Jiangsu tel: 0512-5771-5654
 NSK (Shanghai) Trading Co., Ltd. Shanghai tel: 021-6235-0198
 NSK Representative Offices www.nsk.com.cn
 Beijing tel: 010-6590-8161
 Guangzhou tel: 020-3786-4833
 Anshun tel: 0853-3522522
 Chengdu tel: 028-8661-4200
 Shenzhen tel: 0755-25904886
 Changchun tel: 0431-8988682
 NSK (China) Investment Co., Ltd. Shanghai tel: 021-6235-0198

India:
 Rane NSK Steering Systems Ltd. Chennai tel: 044-274-66002
 NSK Ltd. India Blanch Office Chennai tel: 044-2446-6862

Indonesia:
 PT. NSK Bearings Manufacturing Indonesia Jakarta tel: 021-898-0155
 PT. NSK Indonesia Jakarta tel: 021-252-3458

Korea:
 NSK Korea Co., Ltd. Seoul www.kr.nsk.com tel: 02-3287-0300
 Changwon Plant tel: 055-287-6001

Malaysia:
 NSK Bearings (Malaysia) Sdn. Bhd. Kuala Lumpur tel: 03-7722-3373
 NSK Micro Precision (M) Sdn. Bhd. Malaysia Plant tel: 03-8961-6288

New Zealand:
 NSK New Zealand Ltd. Auckland www.nsk-rhp.co.nz tel: 09-276-4992

Philippines:
 NSK Representative Office Manila tel: 02-759-6246

Singapore:
 NSK International (Singapore) Pte Ltd. Singapore tel: 65-6278-1711
 NSK Singapore (Pte) Ltd. Singapore www.nsk-singapore.com.sg tel: 65-6278-1711

Taiwan:
 Taiwan NSK Precision Co., Ltd. Taipei tel: 02-2509-3305

Thailand:
 NSK Bearings (Thailand) Co., Ltd. Bangkok tel: 02-6412-150
 NSK Bearings Manufacturing (Thailand) Co., Ltd. Chonburi tel: 038-454010-454016
 SIAM NSK Steering Systems Co., Ltd. Chachoengsao tel: 038-522-343-350
 NSK Asia Pacific Technology Center (Thailand) Co., Ltd. Chonburi tel: 038-454631-454633

Vietnam:
 NSK Representative Office Hanoi tel: 04-935-1269

Europe
NSK Europe Ltd. (European Headquarters) Maidenhead, U.K. www.eu.nsk.com tel: 01628-509800

France:
 NSK France S.A.S. Paris tel: 01-30-57-39-39

Germany:
 NSK Deutschland GmbH Düsseldorf tel: 02102-481-0
 NSK Precision Europe GmbH Düsseldorf tel: 02102-481-0
 NSK Steering Systems Europe Ltd. Stuttgart tel: 0771-79082-277
 Neuweg Fertigung GmbH Munderkingen tel: 07393-540

Italy:
 NSK Italia S.p.A. Milano tel: 02-995-19-1
 Industria Cuscinetti S.p.A. Torino Plant tel: 0119824811

Netherlands:
 NSK European Distribution Centre B.V. Tilburg tel: 013-4647647

Poland:
 NSK Europe Ltd. Warsaw Liaison Office Warsaw Liaison tel: 022-645-1525, 1526
 NSK Iskra S.A. Kielce tel: 041-367-0505
 NSK European Technology Center, Poland Office Kielce tel: 041-366-5812
 NSK Steering Systems Europe (Polska) Sp.zo.o Walbrzych tel: 074-664-4101

Spain:
 NSK Spain S.A. Barcelona tel: 093-289-27-63

Turkey:
 NSK Bearings Middle East Trading Co., Ltd. Istanbul tel: 0216-442-7106

United Kingdom:
 NSK Bearings Europe Ltd. Peterlee Plant tel: 0191-586-6111
 NSK European Technology Centre Newark tel: 01636-605123
 NSK UK Ltd. Newark tel: 01636-605123
 NSK Precision UK Ltd. Newark tel: 01636-605123
 NSK Steering Systems Europe Ltd. Coventry tel: 024-76-588588

North and South America
NSK Americas, Inc. (American Headquarters) Ann Arbor tel: 734-913-7500

Argentina:
 NSK Argentina SRL Buenos Aires tel: 11-4704-5100

Brazil:
 NSK Brasil Ltda. São Paulo www.br.nsk.com tel: 011-3269-4723

Canada:
 NSK Canada Inc. Toronto www.ca.nsk.com tel: 905-890-0740

Mexico:
 NSK Rodamientos Mexicana, S.A. de C.V. Mexico City www.mx.nsk.com tel: 55-5390-4312

United States of America:
 NSK Corporation Ann Arbor tel: 734-913-7500
 NSK American Technology Center Ann Arbor tel: 734-913-7500
 NSK Precision America, Inc. Franklin www.npa.nsk.com tel: 317-738-5038
 NSK Steering Systems America, Inc. Bennington, Vermont www.nssa.nsk.com tel: 802-442-5448
 NSK Latin America, Inc. Miami www.la.nsk.com tel: 305-477-0605

NSK Ltd. has a basic policy not to export any products or technology designated as controlled items by export-related laws. When exporting the products in this brochure, the laws of the exporting country must be observed. Specifications are subject to change without notice and without any obligation on the part of the manufacturer. Every care has been taken to ensure the accuracy of the data contained in this brochure, but no liability can be accepted for any loss or damage suffered through errors or omissions. We will gratefully acknowledge any additions or corrections.

For more information about NSK products, please contact: _____



Printed on 100% recycled paper.